



Shear Modulus and Dilatancy Softening in Granular Packings above Jamming

C. Coulais,^{1,2,3,*} A. Seguin,^{1,2} and O. Dauchot⁴

¹*SPHYNX/SPEC, CEA-Saclay, URA 2464 CNRS, 91191 Gif-sur-Yvette, France*

²*Université Paris-Sud, CNRS, Lab FAST, Bat 502, Campus Université, Orsay F-91405, France*

³*Huygens-Kamerlingh Onnes Lab, Universiteit Leiden, P.O. box 9504, 2300 RA Leiden, Netherlands*

⁴*EC2M, ESPCI-ParisTech, UMR Gulliver 7083 CNRS, 75005 Paris, France*

(Received 24 March 2014; published 3 November 2014)

We investigate experimentally the mechanical response to shear of a monolayer of bidisperse frictional grains across the jamming transition. We inflate an intruder inside the packing and use photoelasticity and tracking techniques to measure the induced shear strain and stresses at the grain scale. We quantify experimentally the constitutive relations for strain amplitudes as low as 10^{-3} and for a range of packing fractions within 2% variation around the jamming transition. At the transition strong nonlinear effects set in: both the shear modulus and the dilatancy shear soften at small strain until a critical strain is reached where effective linearity is recovered. The scaling of the critical strain and the associated critical stresses on the distance to jamming are extracted. We check that the constitutive laws, together with mechanical equilibrium, correctly predict to the observed stress and strain profiles. These profiles exhibit a spatial crossover between an effective linear regime close to the inflator and the truly nonlinear regime away from it. The crossover length diverges at the jamming transition.

DOI: 10.1103/PhysRevLett.113.198001

PACS numbers: 45.70.-n, 83.80.Fg

Introduction.—Understanding the mechanical properties of dense packings of athermal particles, such as grains, foams, and emulsions, remains a conceptual and practical challenge. When decreasing the packing fraction ϕ , these intrinsically out-of-equilibrium systems lose their rigidity at the so-called jamming transition, $\phi = \phi_J$, when the confining pressure approaches zero and the particle deformations vanish [1–4]. In the case of frictionless spheres [2,3], the loss of mechanical stability coincides with the onset of isostaticity: the average number of contacts z decreases to its isostatic value, for which the number of geometrical and mechanical equilibrium constraints exactly match the number of degrees of freedom. Approaching the transition, the material becomes more and more fragile [5], and its linear response, dominated by floppy modes [6], exhibits critical scaling [2–4,7].

In a first step towards the description of such systems, Wyart *et al.* [6,8–11] derived a scaling theory of the jamming transition from a marginal stability principle, which captures most of its phenomenology. Recently, marginality has been translated into the adoption of a full replica symmetry breaking scheme in the formulation of a mean field theory of hard sphere glasses at high density [12–14]. As a result, the theory properly describes not only the thermodynamic properties of the packing, but also the structural and dynamical ones, when approaching ϕ_J .

The relevance of these theories for real systems remains to be established. There are very few direct experimental investigations of the scaling regime above jamming. The average number of contacts has been measured in grains [15,16], foams [17], and emulsions [18] but not with a

sufficient accuracy to provide stringent bounds for the value of the scaling exponent δ . As for the dynamics and the mechanics, rheology below jamming has been studied in vibrated grains [19], foams [20], and emulsions [21], but we are not aware of any direct measurements of the elastic moduli dependence on the packing fraction when approaching jamming *from above*.

Also, the relevance of the linear response very close to the transition remains a matter of debate [22–24]. At finite shear strain amplitude γ , nonlinear effects become dominant [9,25,26] and the mechanical response of the system is no longer relevantly described exclusively by Δz . Finally, while dilatancy effects—namely, the increase of volume or pressure under shear—are important in sheared granular experiments [27–29], they are systematically missed in numerical and theoretical studies of soft spheres near jamming.

In this Letter, taking advantage of the possibility to probe jamming scalings in a weakly vibrated monolayer of soft grains [16,30,31]—a notoriously difficult task in thermally agitated colloids [30,32]—we provide the first experimental measurement of the elastic response of a 2D packing of grains across the jamming transition. To do so we apply an inhomogeneous shear by inflating an intruder in the center of a monolayer of bidisperse frictional grains [Fig. 1(a)]. We obtain the force network and grain displacements from photoelasticity measurements and tracking techniques, and calculate the stress and strain tensors at the grain scale. The constitutive laws, obtained from a parametric plot of the invariants of the stress tensor with respect to the shear strain, reveal that linear elasticity does not apply. Dilatancy

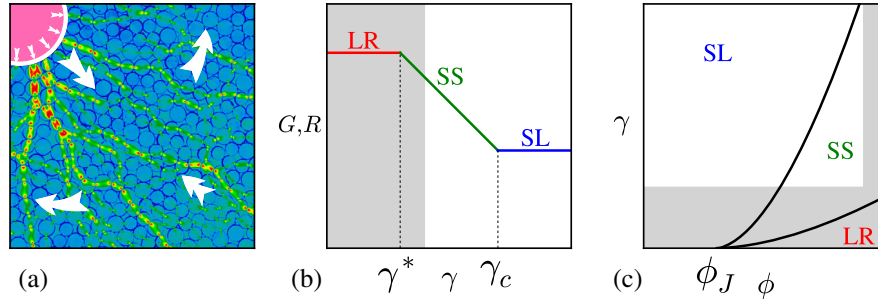


FIG. 1 (color online). (a) Quadrant of combined raw photoelastic and direct light pictures. The intruder (pink) is inflated and induces radial compression and orthoradial stretch (white arrows): the packing is sheared azimuthally. (b) Sketch of the shear modulus, G and dilatancy coefficient R , vs shear strain γ . In the linear regime (LR, $\gamma < \gamma^*$), not probed here, both are constant. For $\gamma^* < \gamma < \gamma_c$ both *decrease*, this is a shear softening (SS) regime. For $\gamma > \gamma_c$, effective linear elasticity (SL) is recovered. (c) $\phi - \gamma$ parameter space with the different regimes: both γ^* and γ_c vanish at Jamming. The gray regions could not be accessed in the present experiment.

is crucial and, above jamming, shear softening occurs at moderate strain [Fig. 1(b)]. Elasticity is effectively recovered only for strains larger than a critical strain, which scales with the distance to jamming and eventually vanishes at ϕ_J [Fig. 1(c)]. We compute the strain profiles from the inferred constitutive laws and show that they match the experimental profiles and display a spatial crossover between the two regimes. The crossover length diverges like $\Delta\phi^{-0.85}$ when the system (un)jams.

Setup and protocol.—The setup is adapted from [16,31]. A bidisperse layer of 8166 photoelastic disks of diameter 4 and 5 mm is confined in a rectangular frame. A wall piston allows us to precisely tune the packing fraction ϕ . The grains lie on a glass plate which can be vibrated with an amplitude of 1 cm at a frequency of 10 Hz perpendicularly to the direction of the wall piston. The inflator is made of a brass spacer, equipped with 9 radial pistons, is surrounded by an O ring of diameter $2r_I = 26.3$ mm and connected to a pressure switch. When the pressure is increased inside the spacer, the pistons push the O ring radially, ensuring a uniform radial dilation, up to $2(r_I + a) = 28.5$ mm. When the pressure is switched off, the elasticity of the O ring brings back the inflator to its initial diameter. The dilation rate $a^* = a/r_I \in [1-10]\%$.

Varying both the strain amplitude and packing fraction, we record the stress response following a precise protocol. First we introduce the inflator at the center of the packing at low packing fractions. We then compress the packing into a highly jammed state while vibrating the bottom plate (see [31] for details). We stop the vibration and start acquiring images while increasing the size of the intruder using steps of 1.5%. At the end, we let the inflator recover its initial size, turn on the vibration, stepwise decrease the packing fraction, and start the next measurement loop. The vibration steps homogenize the stresses between change of packing fraction, while keeping the packing structure identical [16,31].

The photoelastic grains are backlit with a large, uniform, circularly polarized light source. Pictures are taken using a high-resolution CCD camera. We record both photoelastic

and position information by alternating between cross-polarized and direct pictures using a cross polarizer mounted on a synchronized step motor (see [31] for details). We process these images with standard segmentation, tracking, and tessellation techniques, to obtain the displacement field and the force network [31]. We then compute the strain tensor ϵ and the stress tensor σ fields at the grain scale [28,33–36]. Having checked that these tensors share the same eigenvectors [37], we restrict the analysis to their first and second invariants: the dilatation $\epsilon = \frac{1}{2} \sum_k \epsilon_{kk}$, the pressure $P = -\frac{1}{2} \sum_k \sigma_{kk}$, the shear strain $\gamma = \sqrt{\frac{3}{2} \sum_{i,j} (\epsilon_{ij} - \epsilon \delta_{ij})^2}$ and the shear stress $\tau = \sqrt{\frac{3}{2} \sum_{i,j} (\sigma_{ij} + P \delta_{ij})^2}$, where δ_{ij} is the Kronecker symbol. In the following, P and τ are normalized by the contact stiffness $k = 1$ N/mm and the length unit is the diameter of the small grains $s = 4$ mm. The stress and strain tensors are, respectively, measured with a resolution of 10^{-4} and 10^{-3} .

Initial state.—For each packing fraction, before inflating the intruder, the system is characterized by an initial state, with force chains spanning the whole system. This compressed state above jamming, which has been studied in detail before [31], is statistically homogeneous. The average contact number z_0 is essentially constant at low packing fraction [see Fig. 2(a)]. At intermediate packing fraction, it exhibits a kink from where it increases sublinearly. We identify the location of the kink with the jamming transition at packing fraction $\phi_J = 0.8251 \pm 0.0009$. One should not be surprised to observe a finite z_0 below jamming: when the vibration is turned off, the structure is quenched abruptly from a vibrational state where the averaged number of contact need not be zero. The sublinear increase of z_0 with packing fraction is compatible with the one obtained in simulations of frictional particles [17,38]. The initial pressure P_0 also increases above jamming from a small residual value below jamming, again inherited from the vibrational state [see Fig. 2(b)]. Since the packing is compressed by moving only one lateral wall, the

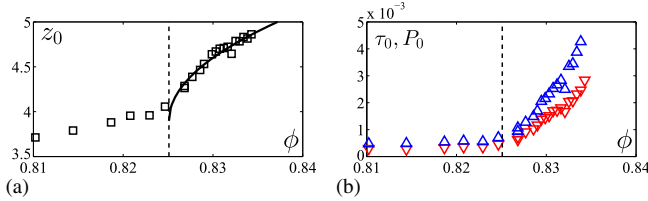


FIG. 2 (color online). Initial stress state. (a) Initial average contact number z_0 (squares); (b) pressure P_0 (triangles) and shear stress τ_0 (downward triangles) vs ϕ . The solid line is a fit to $z_0 = z_p(\phi - \phi_J)^{0.5} + z_J$, with $\phi_J = 0.8251 \pm 0.0009$, $z_p = 10.0 \pm 0.5$, and $z_J = 3.9 \pm 0.1$. The dashed line indicates ϕ_J .

compression is not isotropic. The packing conserves some anisotropy clearly evidenced by the existence of a residual shear stress τ_0 proportional to the pressure P_0 [see Fig. 2 (b)]. However, the ratio τ_0/P_0 remains smaller than one, as expected for packings where compressive stresses dominate. An important feature of the present geometry is that the azimuthally invariant mechanical driving integrates out the anisotropic fluctuations [39,40].

Response to inflation.—Henceforth, we consider the excess of pressure P and shear stress τ produced while inflating the intruder, namely, the difference between the stress measured at the initial state and those measured at each a^* . Assuming linear elasticity, $P = -K\varepsilon$ and $\tau = 2G\gamma$ (where K is the bulk modulus and G the shear modulus), the inflation of a disk in an unconfined geometry induces an azimuthally invariant shear, which decreases radially with the distance r from the center of the intruder $\tau \sim G\gamma \sim a^*/r^2$. Figure 3 displays the four maps of the two strain (top row) and two stress (bottom row) invariants for a typical packing fraction above jamming and a typical a^* (4.4×10^{-2}). Apart from the spatial fluctuations inherent to the local response of a disordered material, one observes that the axisymmetry of the loading is conserved in the response. Furthermore, the response intensity decreases with the distance from the intruder and we could observe no sign of the lateral walls. In other words, the hypothesis of an infinite cell is rather well verified (note that the images shown here represent only one third of the length of the whole sample). Close to the intruder a significant *dilatation* occurs because of the boundary condition geometrical mismatch, but the rest of the packing compresses slightly and ensures the conservation of the overall volume: the dilatation ε fluctuates around 6×10^{-5} with a standard deviation 3×10^{-3} [Fig. 3(a)]: the material is essentially incompressible. From now on, we shall remove the first shell around the intruder from the analysis and assume incompressibility, that is $\varepsilon = 0$. The second significant observation is that the pressure deviates significantly from the elastic response: there are regions of intense pressure which do not correspond to any sort of intense compression. This pressure field is thus induced by the shear; it is a manifestation of dilatancy for experiments conducted at constant volume, a well-known effect in

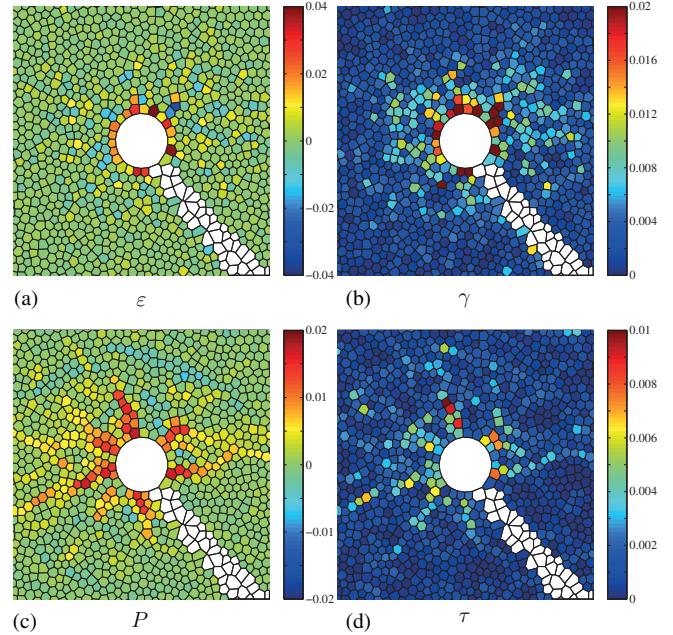


FIG. 3 (color online). Maps of the strain and stress invariants. Maps of dilatation ε (a), shear strain γ (b), pressure P (c), and shear stress τ (d) for $\phi = 0.8294$ and $a^* = 4.4 \times 10^{-2}$. The uncolored grains sit below the pneumatic tube connected to the intruder, which masks the field of view.

granular media [27]. The dilatancy coefficient at constant pressure is related to that at constant volume by the bulk modulus [41]. Finally, whereas the spatially averaged pressure varies linearly with a^* , the spatially averaged shear strain increases faster than a^* . This is a first indication of the nonlinear nature of the material. We checked, however, that the shear work $\tau\gamma$ averaged over space scales with a^{*2} . The above observations were qualitatively similar for all packing fractions.

Constitutive laws.—We now come to the quantitative analysis of the constitutive laws $\tau(\gamma, \phi)$ and $P(\gamma, \phi)$. We collect all data points $P(r, \theta)$ and $\tau(r, \theta)$ vs $\gamma(r, \theta)$ —(r, θ) are the polar coordinates—into averages corresponding to binned values of γ . Figures 4(a) and 4(b) display the obtained shear stress τ and pressure P vs the shear strain γ for different packing fractions. Below jamming, both the shear stress τ and the pressure P exhibit the simple expected dependence on the shear strain: $\tau = 2G_0\gamma$, and $P = R_0\gamma^2$. Above jamming nonlinearities take place in the form of a significant shear softening of both the shear modulus and the dilatancy. We find that the best description of the data is given by

$$P = [R_0 + R_{nl}(\Delta\phi, \gamma)]\gamma^2, \quad (1)$$

$$\tau = 2[G_0 + G_{nl}(\Delta\phi, \gamma)]\gamma, \quad (2)$$

with $\Delta\phi = \phi - \phi_J$, $G_0 = 6.0 \pm 0.2 \times 10^{-2}$, $R_0 = 1.2 \pm 0.1 \times 10^1$, and

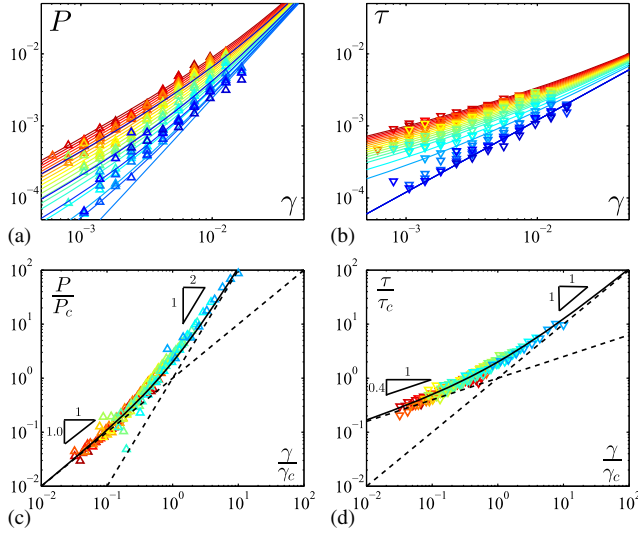


FIG. 4 (color online). Constitutive laws. (a) Pressure P and shear stress, (b) τ vs shear strain γ for 21 packing fractions $\phi \in [0.8102 - 0.8343]$. The solid lines are given by Eqs. (1)–(2). Color code spans from blue to red with increasing packing fractions. (c) and (d) Same data as (a) and (b) rescaled by $\gamma_c(\phi)$, $P_c(\phi)$, and $\tau_c(\phi)$. The solid lines are given by the rescaled version of Eqs. (1)–(2) and the dashed lines indicate the asymptotic regimes.

$$R_{nl}(\Delta\phi, \gamma) = \begin{cases} 0 & \text{for } \phi < \phi_J \\ a\Delta\phi^\mu \gamma^{\alpha-2} & \text{for } \phi > \phi_J \end{cases},$$

$$G_{nl}(\Delta\phi, \gamma) = \begin{cases} 0 & \text{for } \phi < \phi_J \\ b\Delta\phi^\nu \gamma^{\beta-1} & \text{for } \phi > \phi_J \end{cases},$$

with $\mu = 1.7 \pm 0.1$, $\alpha = 1.0 \pm 0.1$, $a = 8.1 \pm 0.3 \times 10^{-2}$, $\nu = 1.0 \pm 0.1$, $\beta = 0.4 \pm 0.1$, and $b = 7.5 \pm 0.3 \times 10^{-1}$. From the above relations, one obtains the rescaling shown in Figs. 4(c) and 4(d) with $\gamma_c \sim \Delta\phi^\zeta$, $\tau_c = 2G_0\gamma_c$ and $P_c = R_0\gamma_c^2$. Despite the fact that the exponent pairs (μ, α) and (ν, β) have been obtained independently, we find that $\zeta = \mu/(2 - \alpha)$ and $\zeta = \nu/(1 - \beta)$ lead to the same value $\zeta = 1.7$, as it should be. The above equations and the related scaling are the key results of the present study. To our knowledge, this is the first time that nonlinear elasticity is quantified precisely approaching the jamming transition of a granular packing. Note that the “linear” regime observed here should not be confused with the linear response and should rather be seen as a saturation of the nonlinearities. For very small strain ($\gamma \approx 10^{-6}$), such as those probed in numerical studies [3,42], and much smaller than the lowest strain probed here ($\gamma \approx 10^{-3}$), one expects to recover a linear response for all $\Delta\phi > 0$ [24]. For strains of experimental relevance, very recent numerical studies have reported a crossover from the linear response at small strains to a shear softening regime, with an exponent $\beta \approx 0.5$ [43,44], compatible with the present results.

Shear strain profiles.—We finally proceed to a self-consistency check by integrating the condition of

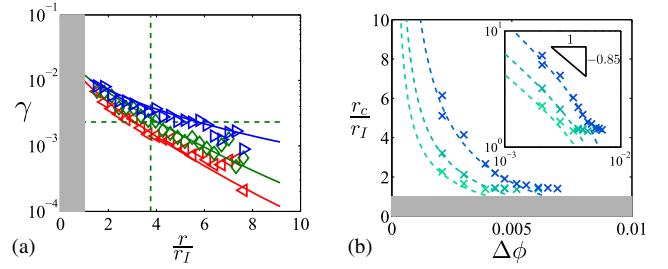


FIG. 5 (color online). Shear strain profiles. (a) Shear strain profile for (right triangles) ($\phi = 0.8208$; $a^* = 0.0374$), (diamonds) ($\phi = 0.8268$; $a^* = 0.0314$), and (left triangles) ($\phi = 0.8338$; $a^* = 0.0306$). The symbols are experimental data and the solid lines come from the integration of Eq. (3). The green dashed line indicates the crossover for the case ($\phi = 0.8268$; $a^* = 0.0314$). (b) Spatial crossover $r_c(\phi, a^*)/r_I$ (for $a^* = 0.0208$ (green), 0.0440 (turquoise), and 0.0681 (blue)) extracted from the experimental profiles (crosses) in (a) and obtained numerically from Eq. (3) (dashed lines). (Inset) Same in log-log axis with the predicted scaling $r_c \sim \Delta\phi^{-0.85}$. In both figures, the gray zone is the region occupied by the inflator.

mechanical equilibrium $\nabla \cdot \boldsymbol{\sigma} = \mathbf{0}$, with the above constitutive laws to derive the expected shear strain profiles and compare them with those obtained experimentally. We introduce here the reduced shear strain $\tilde{\gamma} = \gamma/\gamma_c$. Axisymmetry ensures that $\boldsymbol{\sigma}$ is diagonal in polar coordinate and independent of the azimuthal coordinate θ . $\nabla \cdot \boldsymbol{\sigma} = \mathbf{0}$ thus reads

$$\frac{P_c(\alpha\tilde{\gamma}^{\alpha-1} + 2\tilde{\gamma}) + \tau_c(\beta\tilde{\gamma}^{\beta-1} + 1)}{\tilde{\gamma}^\beta + \tilde{\gamma}} d\tilde{\gamma} = -2\tau_c \frac{dr}{r}. \quad (3)$$

We numerically integrate Eq. (3) with the boundary condition $\tilde{\gamma}(r = r_I) = a^*/\gamma_c$ and we obtain the profiles plotted in Fig. 5(a), together with the experimental data. The agreement is excellent, given the absence of any adjustable parameter and the fact that we have neglected the confinement at large r . For intermediate values of $\Delta\phi$ and a^* , the crossover of the constitutive law translates into a spatial crossover with a characteristic length r_c between the saturated linear regime for $r < r_c$, close to the inflator, and the truly nonlinear regime for $r > r_c$. An estimate of r_c can be derived by integrating the above equation in the saturated linear regime and selecting $\gamma = \gamma_c$ ($\tilde{\gamma} = 1$):

$$\frac{r_c}{r_I} = \left(\frac{a^*}{\gamma_c}\right)^{1/2} \exp\left[\frac{R_0}{2G_0} a^* \left(1 - \frac{\gamma_c}{a^*}\right)\right]. \quad (4)$$

In the limit, $\gamma_c \rightarrow 0$, approaching jamming, $r_c \sim \gamma_c^{-1/2} \sim \Delta\phi^{-0.85}$. One can indeed observe the emergence of this singular behavior on Fig. 5(b), together with the exponential regularization at large $\Delta\phi$.

Summary and Discussion.—We have provided a quantitative characterization of the elastic response of a 2D packing of grains to the local inflation of an intruder close to jamming. This specific geometry probes the response to an inhomogeneous shear at constant volume. Our results highlight the effect of dilatancy and unveil a nonlinear

regime above jamming where both the shear modulus and the dilatancy coefficient soften. The importance of shear dilatancy in marginal solids was recently emphasized in [41], where it was shown that the Reynolds coefficient at constant volume R_V scales like $\Delta\phi^{-1/2}$. Here we also observe a singular behavior, albeit of a different kind since the present experiment probes the nonlinear softening of the dilatancy. In a different context, Ren, Dijkstra, and Behringer [29] report a steep increase of dilatancy under homogeneous shear as the density of an unjammed packing of grains is increased. The dilatancy coefficient R_0 reported here is very large ($R_0 \sim 10^4$ N/m) and could be seen as a saturation of the divergence reported in [29].

Finally, the present study uncovers a length scale, r_c , which separates the nonlinear regime from the saturated linear one. Its scaling with the distance to jamming does not match any scaling reported before for length scales of linear origin, such as ℓ^* or ℓ_c [4,11]. This suggests that r_c could encompass crucial information about the density of the low energy nonlinear excitations reported recently for sphere packings [25]. Further insights in this matter could come from simulations of pointlike response of the kind reported in [7] albeit in the nonlinear regime.

We thank B. Tighe, W. Ellenbroek, and M. van Hecke for discussions. We are grateful to V. Padilla and C. Wiertel-Gasquet for their skillful technical assistance. This work is supported by the ANR project STABINGRAM No. 2010-BLAN-0927-01 and RTRA Triangle de la Physique projects REMIGS2D and COMIGS2D.

*Corresponding author.

coulais@physics.leidenuniv.nl

- [1] A. J. Liu and S. R. Nagel, *Nature (London)* **396**, 21 (1998).
- [2] C. S. O'Hern, S. A. Langer, A. J. Liu, and S. R. Nagel, *Phys. Rev. Lett.* **88**, 075507 (2002).
- [3] C. S. O'Hern, L. E. Silbert, A. J. Liu, and S. R. Nagel, *Phys. Rev. E* **68**, 011306 (2003).
- [4] M. van Hecke, *J. Phys. Condens. Matter* **22**, 033101 (2010).
- [5] M. E. Cates, J. P. Wittmer, J.-P. Bouchaud, and P. Claudin, *Phys. Rev. Lett.* **81**, 1841 (1998).
- [6] M. Wyart, S. R. Nagel, and T. A. Witten, *Europhys. Lett.* **72**, 486 (2005).
- [7] W. G. Ellenbroek, E. Somfai, M. van Hecke, and W. van Saarloos, *Phys. Rev. Lett.* **97**, 258001 (2006).
- [8] M. Wyart, L. E. Silbert, S. R. Nagel, and T. A. Witten, *Phys. Rev. E* **72**, 051306 (2005).
- [9] C. Brito, O. Dauchot, G. Biroli, and J.-P. Bouchaud, *Soft Matter* **6**, 3013 (2010).
- [10] N. Xu, V. Vitelli, M. Wyart, A. J. Liu, and S. R. Nagel, *Phys. Rev. Lett.* **102**, 038001 (2009).
- [11] G. During, E. Lerner, and M. Wyart, *Soft Matter* **9**, 146 (2013).
- [12] G. Parisi and F. Zamponi, *Rev. Mod. Phys.* **82**, 789 (2010).
- [13] L. Berthier, H. Jacquin, and F. Zamponi, *Phys. Rev. E* **84**, 051103 (2011).
- [14] P. Charbonneau, J. Kurchan, G. Parisi, P. Urbani, and F. Zamponi, *Nat. Commun.* **5** (2014).
- [15] T. S. Majmudar, M. Sperl, S. Luding, and R. P. Behringer, *Phys. Rev. Lett.* **98**, 058001 (2007).
- [16] C. Coulais, R. P. Behringer, and O. Dauchot, *Europhys. Lett.* **100**, 44005 (2012).
- [17] G. Katgert and M. van Hecke, *Europhys. Lett.* **92**, 34002 (2010).
- [18] I. Jorjadze, L.-L. Pontani, and J. Brujic, *Phys. Rev. Lett.* **110**, 048302 (2013).
- [19] J. A. Dijkstra, G. H. Wortel, L. T. H. van Dellen, O. Dauchot, and M. van Hecke, *Phys. Rev. Lett.* **107**, 108303 (2011).
- [20] G. Katgert, B. P. Tighe, and M. van Hecke, *Soft Matter* **9**, 9739 (2013).
- [21] V. Mansard and A. Colin, *Soft Matter* **8**, 4025 (2012).
- [22] C. F. Schreck, T. Bertrand, C. S. O'Hern, and M. D. Shattuck, *Phys. Rev. Lett.* **107**, 078301 (2011).
- [23] T. Bertrand, C. F. Schreck, C. S. O'Hern, and M. D. Shattuck, *Phys. Rev. E* **89**, 062203 (2014).
- [24] C. P. Goodrich, A. J. Liu, and S. R. Nagel, arXiv:1402.6206.
- [25] E. Lerner, G. During, and M. Wyart, *Soft Matter* **9**, 8252 (2013).
- [26] L. R. Gomez, A. M. Turner, M. van Hecke, and V. Vitelli, *Phys. Rev. Lett.* **108**, 058001 (2012).
- [27] O. Reynolds, *The London, Edinburgh, and Dublin Philos. Mag. J. Sci.* **20**, 469 (1885).
- [28] D. Bi, J. Zhang, B. Chakraborty, and R. P. Behringer, *Nature (London)* **480**, 355 (2011).
- [29] J. Ren, J. A. Dijkstra, and R. P. Behringer, *Phys. Rev. Lett.* **110**, 018302 (2013).
- [30] A. Ikeda, L. Berthier, and G. Biroli, *J. Chem. Phys.* **138**, 12A507 (2013).
- [31] C. Coulais, R. P. Behringer, and O. Dauchot, *Soft Matter* **10**, 1519 (2014).
- [32] A. Basu, Y. Xu, T. Still, P. E. Arratia, Z. Zhang, K. N. Nordstrom, J. M. Rieser, J. P. Gollub, D. J. Durian, and A. G. Yodh, *Soft Matter* **10**, 3027 (2014).
- [33] See Supplemental Material at <http://link.aps.org/supplemental/10.1103/PhysRevLett.113.198001> for details about the derivation of the strain tensor without finite differentiation.
- [34] A. Drescher and G. de Josselin de Jong, *J. Mech. Phys. Solids* **20**, 337 (1972).
- [35] P. Cundall, A. Drescher, and O. Strack, *Proceedings of IUTAM, Delft, 1982*, pp. 355.
- [36] B. Cambou, M. Chaze, and F. Dedecker, *Eur. J. Mech. A. Solids* **19**, 999 (2000).
- [37] P.-P. Cortet, D. Bonamy, F. Daviaud, O. Dauchot, B. Dubrulle, and M. Renouf, *Europhys. Lett.* **88**, 14 001 (2009).
- [38] E. Somfai, M. van Hecke, W. G. Ellenbroek, K. Shundyak, and W. van Saarloos, *Phys. Rev. E* **75**, 020301 (2007).
- [39] G. E. Schröder-Turk, W. Mickel, M. Schrter, G. W. Delaney, M. Saadatfar, T. J. Senden, K. Mecke, and T. Aste, *Europhys. Lett.* **90**, 34 001 (2010).
- [40] C. P. Goodrich, S. Dagois-Bohy, B. P. Tighe, M. van Hecke, A. J. Liu, and S. R. Nagel, *Phys. Rev. E* **90**, 022138 (2014).
- [41] B. Tighe, *Granular Matter* **16**, 203 (2014).
- [42] S. Dagois-Bohy, B. P. Tighe, J. Simon, S. Henkes, and M. van Hecke, *Phys. Rev. Lett.* **109**, 095703 (2012).
- [43] M. Otsuki and H. Hayakawa, arXiv:1402.6473.
- [44] B. P. Tighe (private communication).